

# Drive Fuse

## High Speed Fuses

### Class J – 600 Volt

# DFJ

## 1 to 600A



**Catalog Symbol:** DFJ  
High Speed Fuse

**Current-Limiting**

**Ampere Rating:** 1 to 600A

**Voltage Rating:** 600Vac (or less), 450Vdc (or less)

**Interrupting Rating:** 200,000A RMS Sym., 100,000A dc

**Agency Information:**

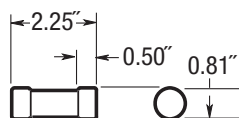
UL Listed, Std. 248-8, Class J, Guide JDDZ, File E4273

CSA Certified, C22.2 No. 248.8, Class 1422-02, File 53787

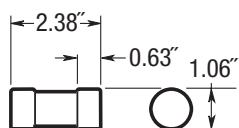
**Catalog Numbers (Amps)**

DFJ-1	DFJ-15	DFJ-70	DFJ-225
DFJ-2	DFJ-20	DFJ-80	DFJ-250
DFJ-3	DFJ-25	DFJ-90	DFJ-300
DFJ-4	DFJ-30	DFJ-100	DFJ-350
DFJ-5	DFJ-35	DFJ-110	DFJ-400
DFJ-6	DFJ-40	DFJ-125	DFJ-450
DFJ-8	DFJ-45	DFJ-150	DFJ-500
DFJ-10	DFJ-50	DFJ-175	DFJ-600
DFJ-12	DFJ-60	DFJ-200	

**Dimensional Data – 1-60A**



**1A to 30A**



**35A to 60A**

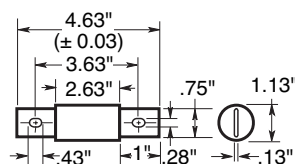
**Combine the performance of high speed semiconductor fuses and the convenience of Class J branch circuit fuses in one package.**

The new Cooper Bussmann® Drive Fuse will provide maximum protection for AC and DC drives and controllers and meet NEC® branch circuit protection requirements. The Drive Fuse has the lowest I<sup>2</sup>t of any branch circuit fuse to protect power semiconductor devices that utilize diodes, GTO's, SCR's and SSR's.

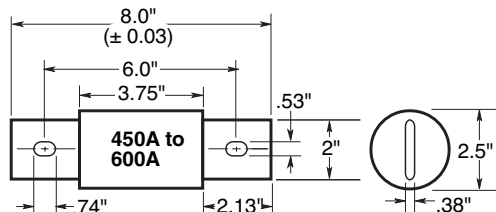
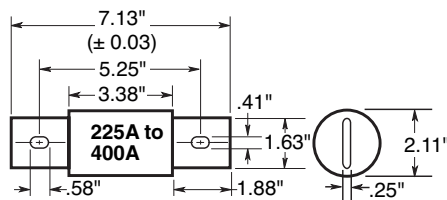
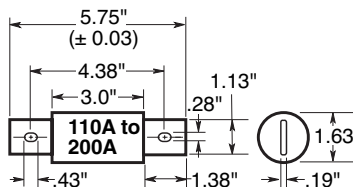
**General Information:**

- Easily coordinated with existing and new variable speed drives and electronic controllers.
- Standard Class J dimensions allowing the use of readily available fuse blocks, holders, and switches.
- Allows the lowest let-thru energy of any branch circuit overcurrent protective device.

**Dimensional Data – 70-600A**



**70A to 100A**



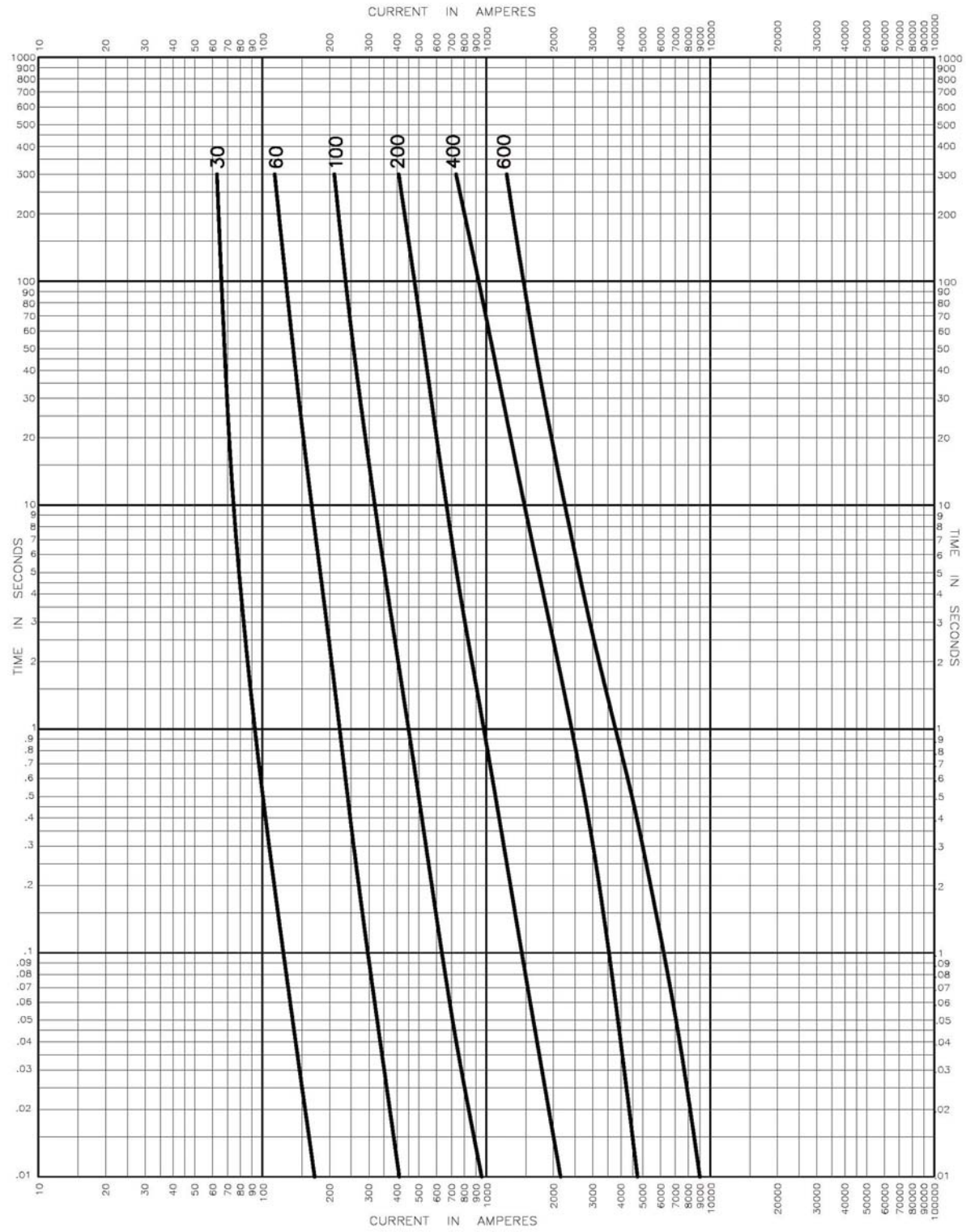
# Drive Fuse

## High Speed Fuses

### Class J - 600 Volt

**DFJ**  
**1 to 600A**

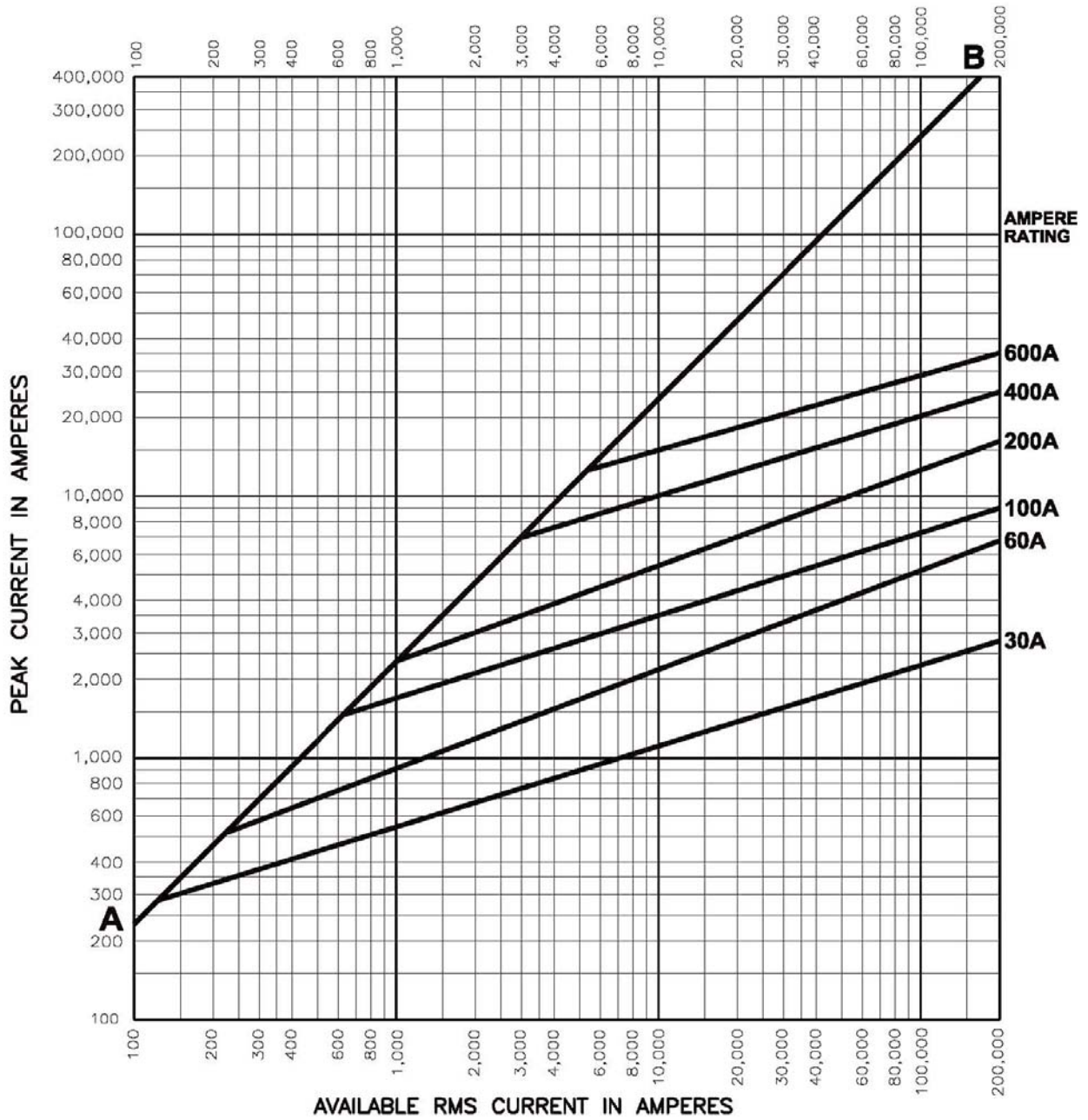
**Time-Current Characteristic Curves—Average Melt**



**Drive Fuse**  
**High Speed Fuses**  
**Class J - 600 Volt**

**DFJ**  
**1 to 600A**

**Current Limitation Curves**



The only controlled copy of this Data Sheet is the electronic read-only version located on the Cooper Bussmann Network Drive. All other copies of this document are by definition uncontrolled. This bulletin is intended to clearly present comprehensive product data and provide technical information that will help the end user with design applications. Cooper Bussmann reserves the right, without notice, to change design or construction of any products and to discontinue or limit distribution of any products. Cooper Bussmann also reserves the right to change or update, without notice, any technical information contained in this bulletin. Once a product has been selected, it should be tested by the user in all possible applications.